



On-site Live Monitoring and Following-up System

A Comprehensive Mobile App for Business Oversight and Task Management



INTRODUCTION

Connect Live is a mobile application that allows businesses to track and manage company operations in real-time.

- **Real-time Business Monitoring:** Allows users to follow up on key business activities.
- **Periodic Reporting:** Receive scheduled reports on business progress and performance.
- **Task Tracking:** Monitor task completion across individuals or departments.
- **Custom & Predefined Forms:** Create custom forms or use predefined templates to capture information.
- **Cross-departmental Coordination:** Facilitates seamless communication across teams.



All transactions are just a few taps

Key Benefits

Why Choose Connect Live?

Improved Visibility

Gain full oversight of operations, from department performance to task completion.



Streamlined Task Management

Set deadlines, track progress, and allocate resources more efficiently..



Customization

Tailor follow-up forms and reports to fit specific business needs.

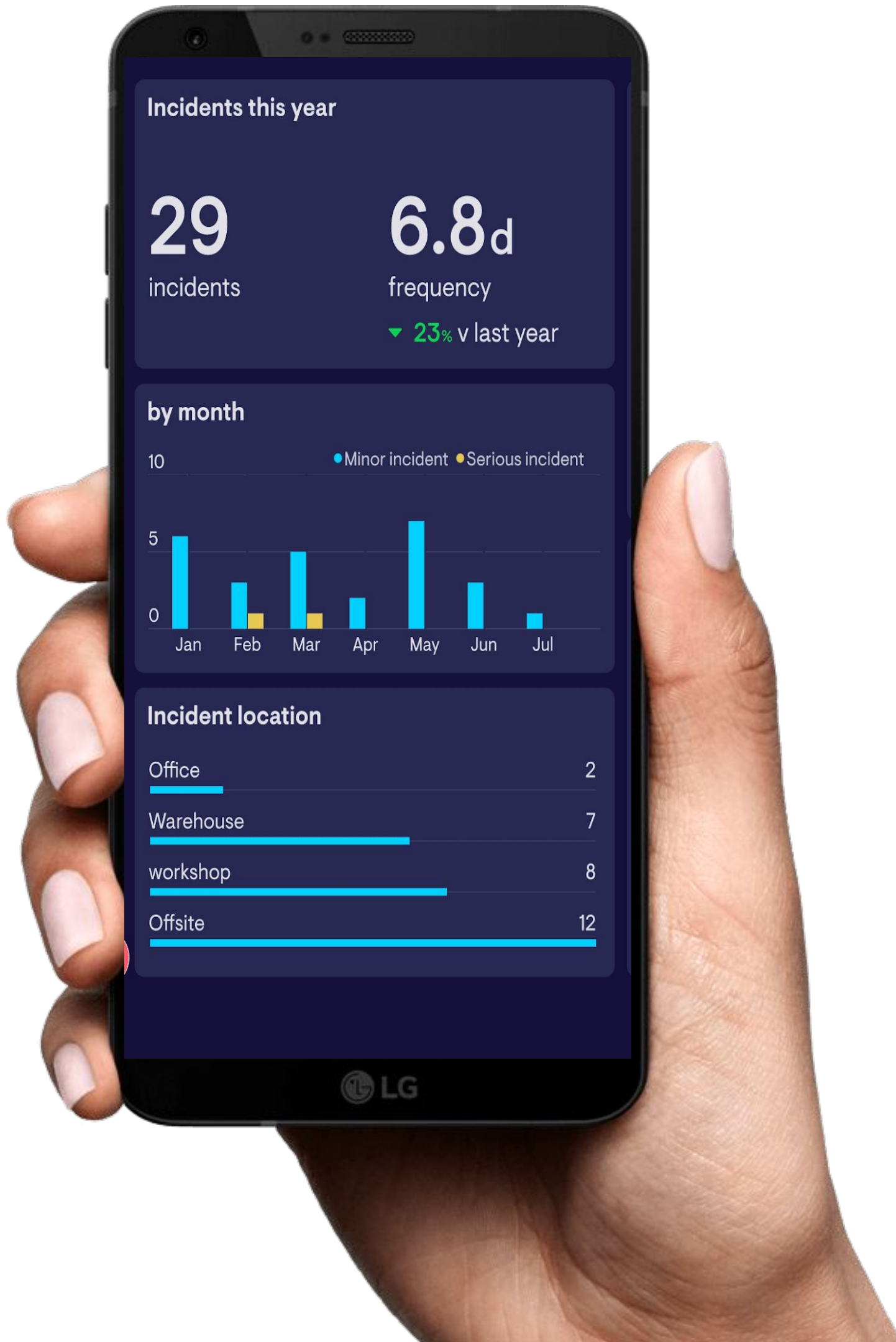


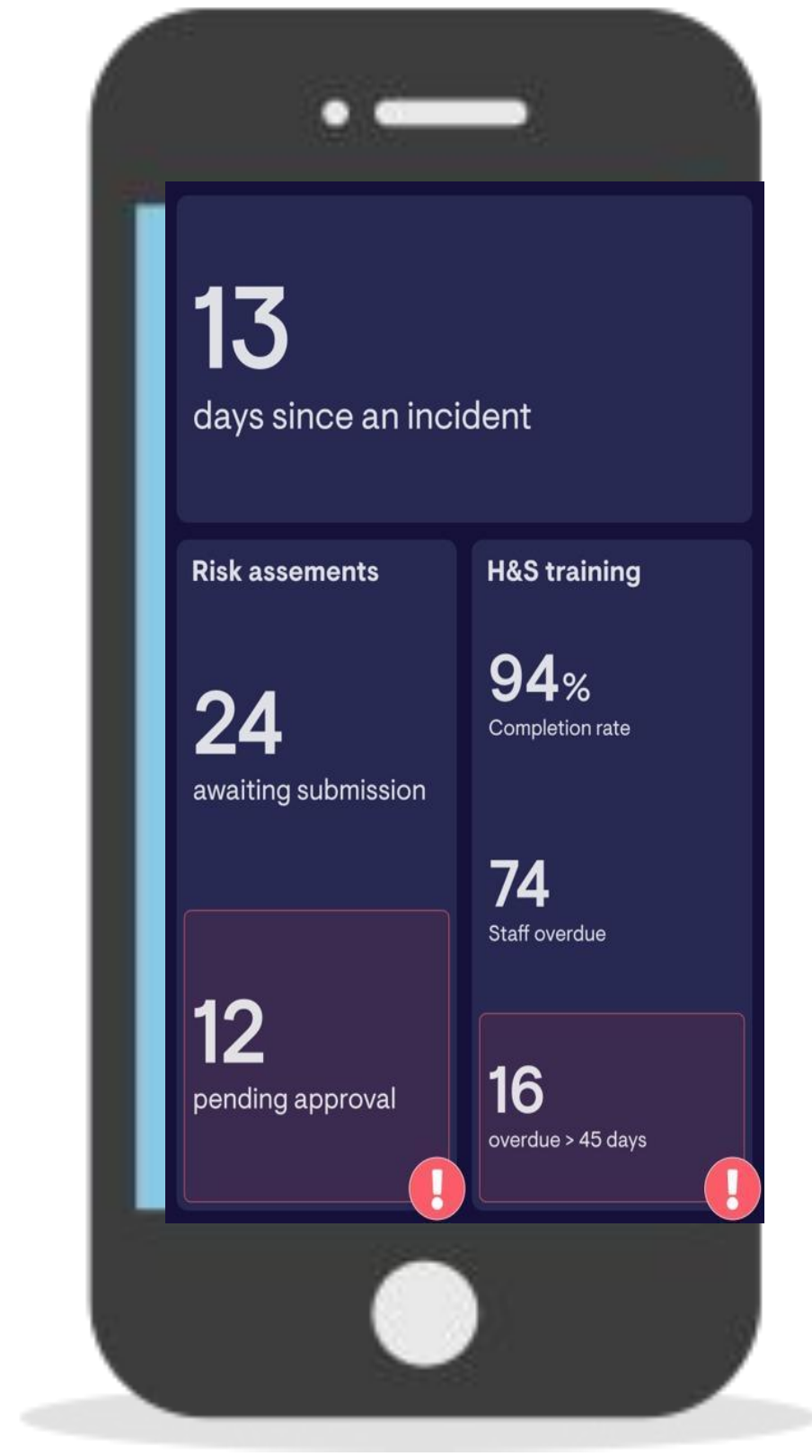
HOW WE WORK FOR YOU

Why Connect Live is Useful To Your Business?

Because of the possibility of exporting reports in Excel and PDF format, Connect live can be part of a management system according to specific specifications such as ISO, as it allows adding a footer to reports, enabling you to enter and print the digital code for each form

- ✓ - **Customizable Reporting**: Export reports in Excel or PDF formats with tailored footers, making it suitable for management systems like ISO.
- ✓ - **Easy Configuration**: Create follow-up forms with options for text or numeric input, file attachments, and checkboxes for specific criteria (e.g., safety rules).





Why Choose Connect Live?

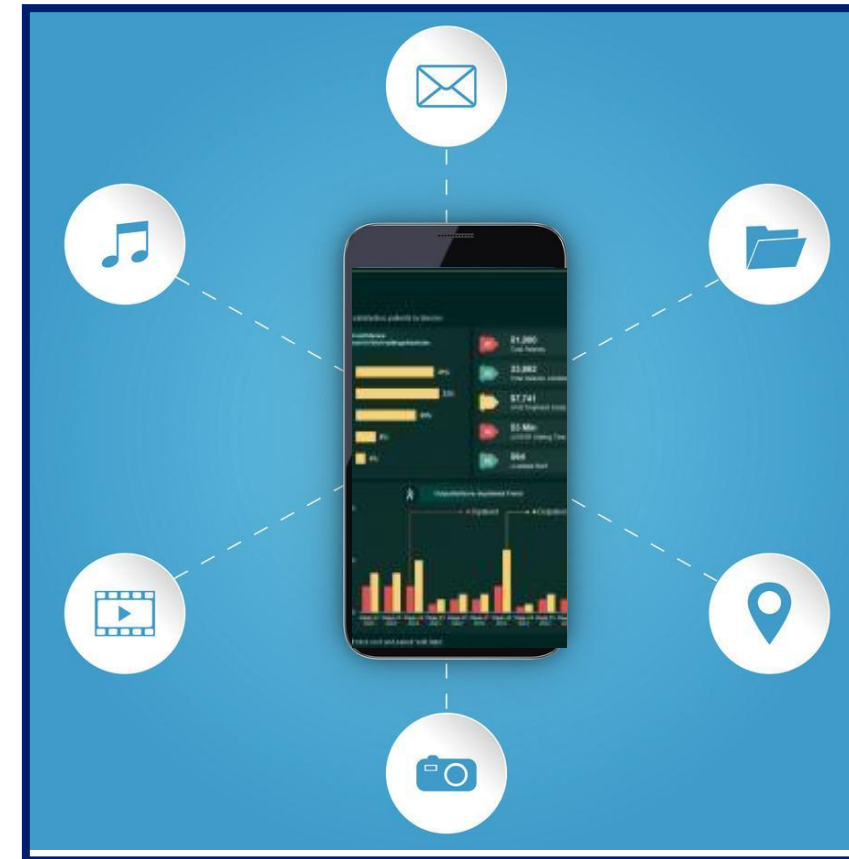
Easy to configure and comprehensive models



You can create follow-up forms in an easy and comprehensive way. You can choose all of the following:

- The answer can be in writing or numbers, with the possibility of specifying whether it is collected in the combined report or not. "Example: In the monthly safety report, the required data are numbers, and their collection is determined automatically when the final report is issued, so that a combined monthly safety report is issued for the entire company.
- Attach a file, such as attaching photos to accident reports, or photos of safety campaigns as evidence of implementation
- Multiple checkbox options, such as specifying life-preserving rules related to the accident. For example, "Working at heights and bypassing safety means" is selected.

PORTFOLIO



About Connect Live

All transactions are just a few taps

Key Features:

360 Dashboard: A comprehensive view of site operations to easily track progress and spot inefficiencies.

Nearby Alerts: real-time notifications for critical updates specific to site locations.

Unlimited Live Services: Continuous data streaming to keep you in sync with your site's status.

HSE Automation: Fully automated Health, Safety, and Environmental protocols to ensure compliance and minimize risks.



Dynamic 360 Dashboard Capability

The 360 Smart Dashboard provides comprehensive capabilities for managing and tracking health, safety, and environment (HSE) reports across multiple branches. Here are the key features:

1. Overview Metrics:

The top section displays essential metrics such as:

- Forms Sent: Number of safety forms sent.
- Pending Forms: Forms that are yet to be completed.
- Branches: Number of branches involved.
- Responses: Completed forms or responses from the branches.

2. Branch Performance Tracking:

- A pie chart breaks down the completion rate of forms by branch, helping to easily identify which branches are lagging behind or performing well.
- A bar chart compares completed vs. incomplete forms, giving a clear overview of overall performance.



Dynamic 360 Dashboard Capability

3. Reports Input by Branch:

Displays the number of fixed reports per branch, allowing users to track which branch is submitting the most reports and where attention might be needed.

4. Additional Metrics:

- Average Response Time: How long it takes branches to respond.
- User Data: Information on how many users are actively sending or completing forms.
- Device Usage: Number of computers or technical equipment utilized for reporting.

5. Recent Forms Submission:

A detailed log of the latest forms submitted, showing their status (e.g., complete, pending), branch, form name, and time of submission.



Dynamic 360 Dashboard Capability

6. Charted Report Inputs:

A dynamic chart showing the number of reports over time, helping track trends in form submissions and completion over selected periods.

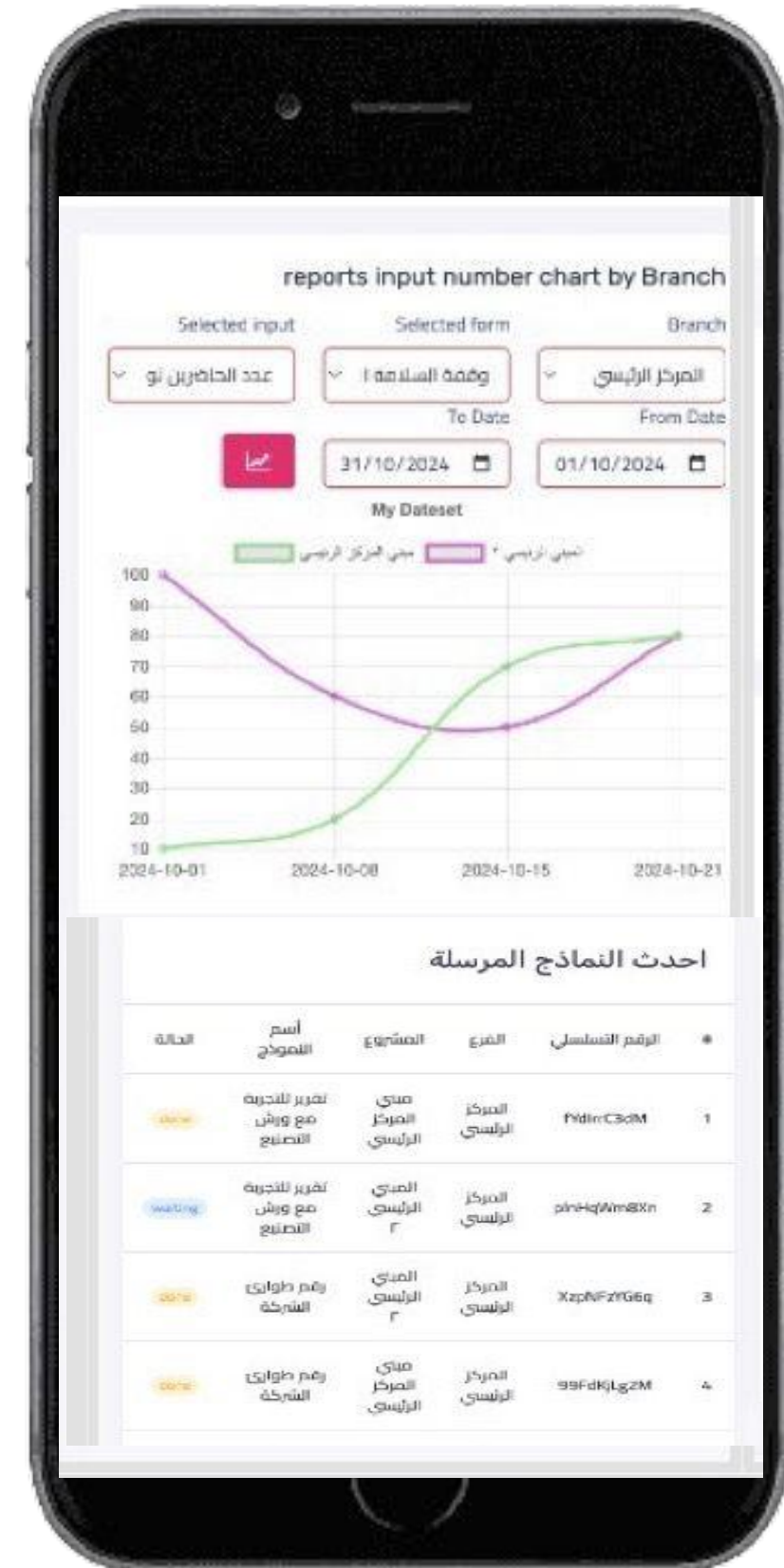
7. Actionable Insights:

- Highlights critical forms or reports that need immediate attention.
- Suggests proactive steps for branches or teams that are falling behind.

8. Customizable Reporting:

Users can filter reports by date, branch, or type, allowing for tailored analysis and decision-making.

This dashboard streamlines HSE reporting, enhances accountability across branches, and improves real-time visibility into safety and compliance efforts.



FEATURES



01.

Activity Log

Track user activity to ensure data integrity and prevent incorrect entries.

02.

Alerts

Automatic notifications and email alerts remind users of pending tasks.

03.

News ticker feature

Display important news or updates across all users via the app or website.

04.

Consolidated Reports

Generate combined statistical reports, like a company-wide monthly safety report.

Why Choose Connect Live?

Trusted by our top industry leaders , Connect Live has become an essential tool in the petroleum sector, ensuring real-time data accuracy and operational efficiency that our clients rely on every day.



Take Control with Connect Live

Although Connect Live was built from the beginning to be a smart solution to provide follow-up and reporting for any field of work, it has shown remarkable success in the field of occupational safety, health and environmental protection.

It has been used in one of the giant construction companies to follow up on safety work in a large number of projects. Which may sometimes reach more than 300 projects inside and outside Egypt.

Improved task completion by 40% through better oversight and reporting, reducing project delays significantly.

Customer

Increased overall productivity by 25% by introducing the app to monitor sales performance and employee task follow-ups.

CEO

Reduced the reporting time from 2 days to just a few minutes with automated reports, allowing management to make faster decisions.

Manager

Periodic safety reports "monthly/weekly"
Request samples of work permit forms after the permit expires to ensure the ability to implement it

Customer

Get In Touch

Ready to streamline your business operations with Connect Live? Get in touch with us today to schedule a demo and see how we can elevate your team's performance

Phone Number

0111190589

Email Address

info@semicolon-ltd.com

Address

33 A Maadi, Nile Corniche,
Cairo

Website

www.semicolon-ltd.com

